

Welcome to the

# Gradio Agents & MCP Hackathon

Dates: June 2-8, 2025

👏 Prizes: **\$10,000** in cash prizes to be won 👏



ANTHROPIC



OpenAI

NEBIUS  
AI STUDIO



SambaNova  
SYSTEMS



LlamaIndex



HYPERBOLIC

# Who we are

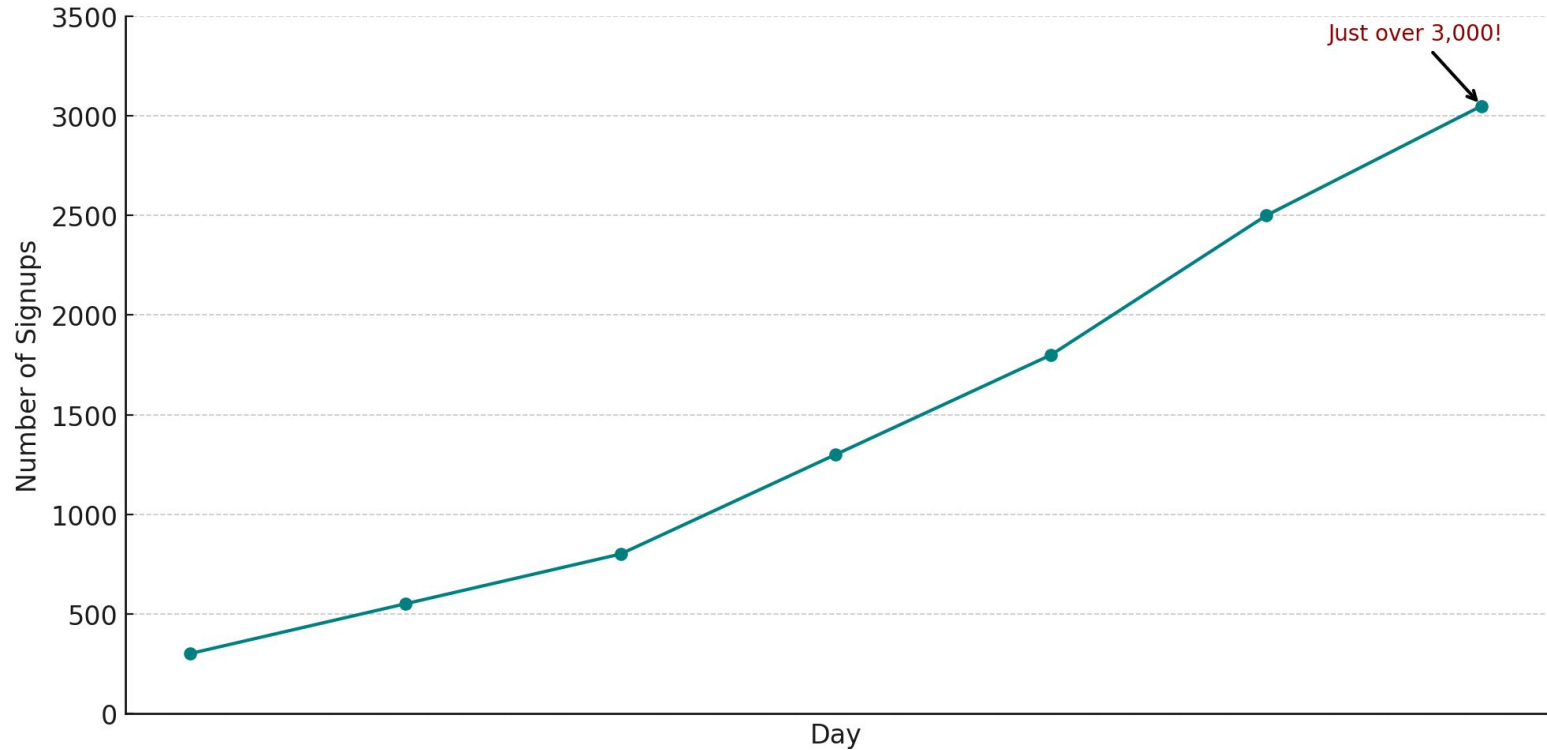


Hi! I lead the Gradio team at Hugging Face – working on making machine learning accessible to as many people as possible. Live in Palo Alto, CA with my family.

Hi! I am a DevRel lead at Gradio and Hugging Face, helping developers to build, share, and scale intuitive ML interfaces. Live in Jaipur, India.



# Who you are



# Why Agents x MCP?

- *Scratch your own itch*  
we're all using LLMs, but what core capabilities are they missing?
- *LLM usage matters for discovery and citation*  
increasingly we see referrals from ChatGPT, Claude, etc.
- *High surface area & mashups:*  
mix "genres" of applications:  
automation + creativity, productivity + play, education + storytelling
- *Build & iterate quickly:*  
Open-source libraries (including Gradio) let you build and deploy agents & MCPs in just a few lines of code.



# Why Agents x MCP?

- *Scratch your own itch*  
we're all using LLMs, but what core capabilities are they missing?
- *LLM usage matters for discovery and citation*  
increasingly we see referrals from ChatGPT, Claude, etc.
- *High surface area & mashups:*  
mix “genres” of applications:  
automation + creativity, productivity + play, education + storytelling
- *Build & iterate quickly:*  
Open-source libraries (including Gradio) let you build and deploy agents & MCPs in just a few lines of code.



# Why Agents x MCP?

- *Scratch your own itch*  
we're all using LLMs, but what core capabilities are they missing?
- *High surface area & mashups:*  
mix “genres” of applications:  
automation + creativity, productivity + play, education + storytelling
- *LLM usage matters for discovery and citation*  
increasingly we see referrals from ChatGPT, Claude, etc.
- *Build & iterate quickly:*  
Open-source libraries (including Gradio) let you build and deploy agents & MCPs in just a few lines of code.



# Why Agents x MCP?

- *Scratch your own itch*  
we're all using LLMs, but what core capabilities are they missing?
- *LLM usage matters for discovery and citation*  
increasingly we see referrals from ChatGPT, Claude, etc.
- *High surface area & mashups:*  
mix “genres” of applications:  
automation + creativity, productivity + play, education + storytelling
- *Build & iterate quickly:*  
Open-source libraries (including Gradio) let you build and deploy agents & MCPs in just a few lines of code.



# Why Agents x MCP?

- *Scratch your own itch*  
we're all using LLMs, but what core capabilities are they missing?
- *LLM usage matters for discovery and citation*  
increasingly we see referrals from ChatGPT, Claude, etc.
- *High surface area & mashups:*  
mix “genres” of applications:  
automation + creativity, productivity + play, education + storytelling
- *Build & iterate quickly:*  
Open-source libraries (including Gradio) let you build and deploy agents & MCPs in just a few lines of code.



# Hugging Face x Agents x MCP


license [Apache-2.0](#) website [online](#) release [v1.17.0](#) Contributor Covenant [v2.0 adopted](#)



## smolagents

Agents that think in code!

smolagents is a library that enables you to run powerful agents in a few lines of code. It offers:



 Hugging Face

## Agents Course

Unit 0

Welcome to the Course

Welcome to the 🤖 Model Context Protocol (MCP) Course

## MCP Course

## Tiny Agents in Python: an MCP-powered agent in ~70 lines of code

Published May 23, 2025

[Update on GitHub](#)



[@celinah](#)  
Céline Hanouti



[@julien-c](#)  
Julien Chaumond



[@haunlin](#)  
Lucain Pouget



[@evalstate](#)  
shaun smith  
guest

Inspired by [Tiny Agents in JS](#), we ported the idea to Python 🐍 and extended the [huggingface\\_hub](#) client SDK to act as a MCP Client so it can pull tools from MCP servers and pass them to the LLM during inference.

MCP ([Model Context Protocol](#)) is an open protocol that standardizes how Large Language Models (LLMs) interact with external tools and APIs. Essentially, it removed the need to write custom integrations for each tool, making it simpler to plug new capabilities into your LLMs.

In this blog post, we'll show you how to get started with a tiny Agent in Python connected to MCP servers to unlock powerful tool capabilities. You'll see just how easy it is to spin up your own Agent and start building!



# Hugging Face x Agents x MCP

license Apache-2.0 website online release v1.17.0 Contributor Covenant v2.0 adopted




## smolagents

Agents that think in code!

smolagents is a library that enables you to run powerful agents in a few lines of code. It offers:

Welcome to the 🤖 Model Context Protocol (MCP) Course

## MCP Course



 Hugging Face

## Agents Course

Unit 0

Welcome to the Course

## Tiny Agents in Python: an MCP-powered agent in ~70 lines of code

Published May 23, 2025

[Update on GitHub](#)



[@celinah](#)  
Céline Hanouti



[@julien-c](#)  
Julien Chaumond



[@haunlin](#)  
Lucain Pouget



[evalstate](#)  
shaun smith  
guest

Inspired by [Tiny Agents in JS](#), we ported the idea to Python 🐍 and extended the [huggingface\\_hub](#) client SDK to act as a MCP Client so it can pull tools from MCP servers and pass them to the LLM during inference.

MCP ([Model Context Protocol](#)) is an open protocol that standardizes how Large Language Models (LLMs) interact with external tools and APIs. Essentially, it removed the need to write custom integrations for each tool, making it simpler to plug new capabilities into your LLMs.

In this blog post, we'll show you how to get started with a tiny Agent in Python connected to MCP servers to unlock powerful tool capabilities. You'll see just how easy it is to spin up your own Agent and start building!

<http://huggingface.co/mcp> 🤔

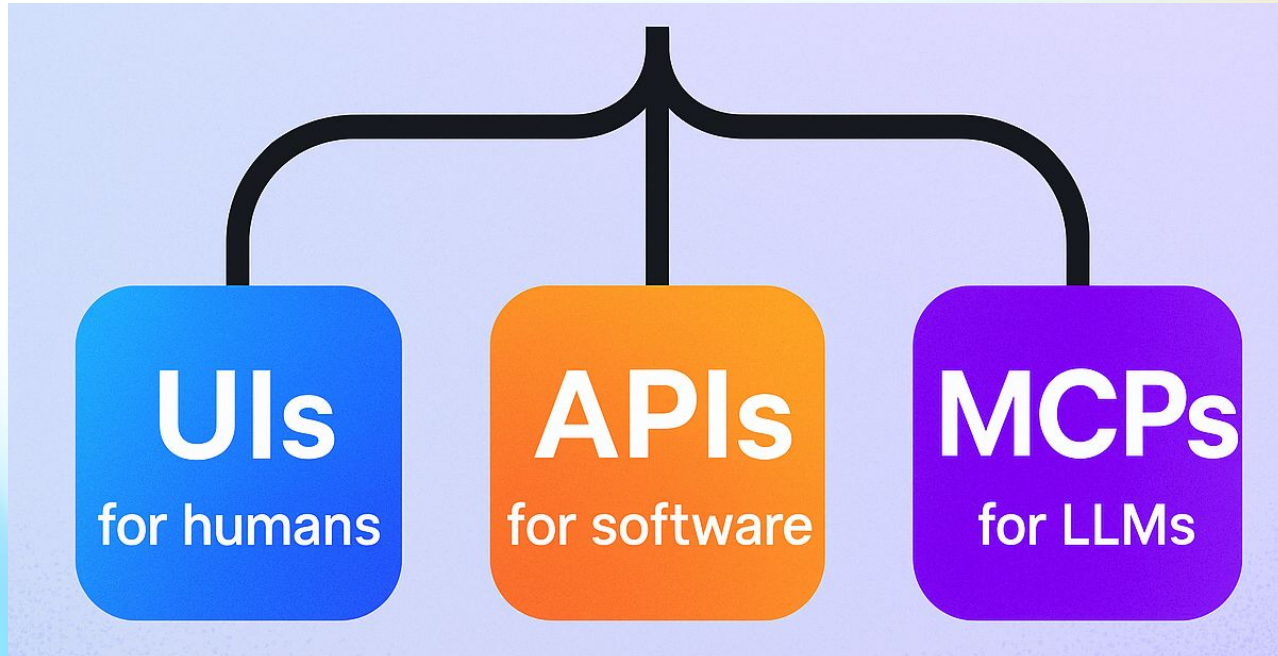


# Gradio x Agents x MCP

*“Isn’t Gradio a Python library for building UIs?”*



# Gradio x Agents x MCP



# Gradio x Agents x MCP

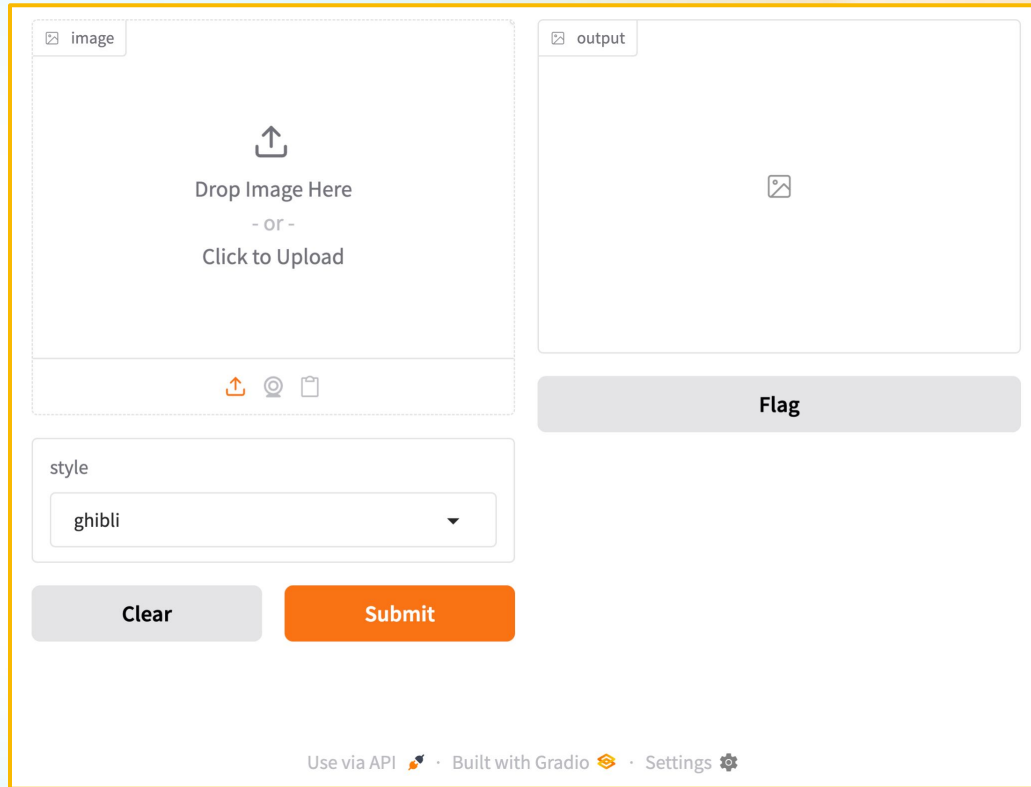
```
Untitled-1

import gradio as gr

def stylize_image(image: str, style: str):
    ...
    return stylized_image

app = gr.Interface(
    fn=stylize_image,
    inputs=[gr.Image(), gr.Dropdown()],
    outputs=[gr.Image()]
)

app.launch()
```



The screenshot shows a web interface for image stylization. It features two main panels: an input panel on the left and an output panel on the right. The input panel, titled 'image', contains a large dashed box with the text 'Drop Image Here - or - Click to Upload' and an upload icon. Below this is a 'style' dropdown menu currently set to 'ghibli'. At the bottom of the input panel are 'Clear' and 'Submit' buttons. The output panel, titled 'output', is currently empty and contains a placeholder image icon. A 'Flag' button is located below the output panel. At the bottom of the interface, there is a footer with the text 'Use via API' followed by a small icon, 'Built with Gradio' followed by the Gradio logo, and 'Settings' followed by a gear icon.



# Gradio x Agents x MCP

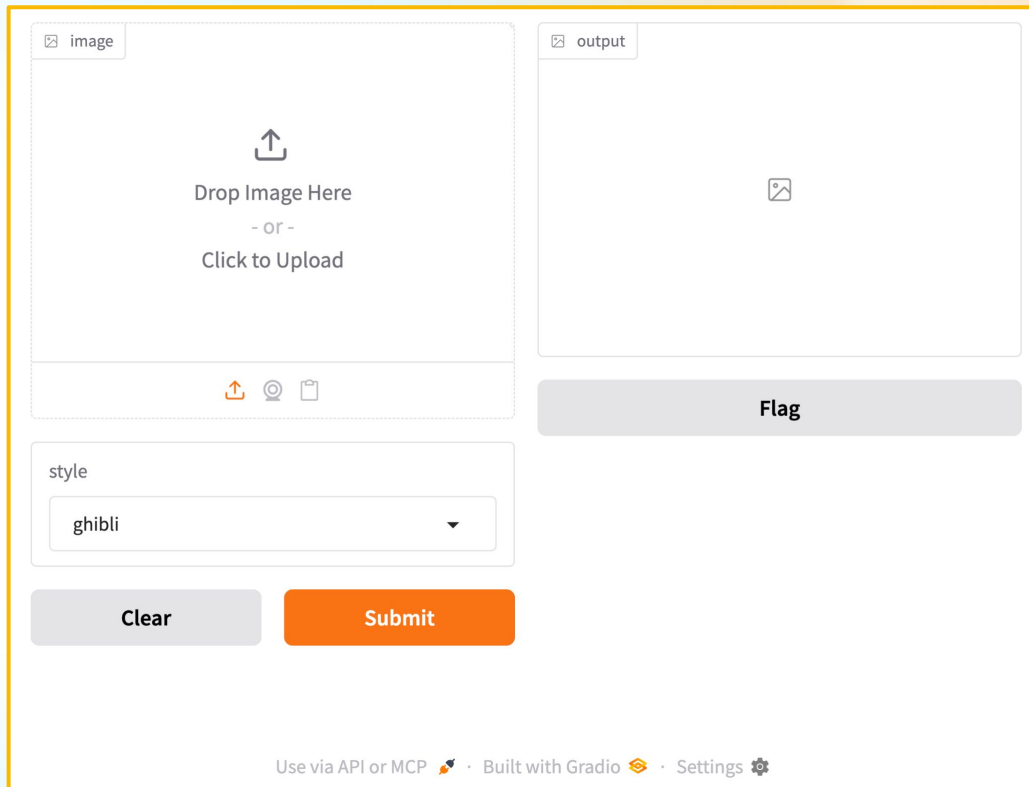
```
Untitled-1

import gradio as gr

def stylize_image(image: str, style: str):
    ...
    return stylized_image

app = gr.Interface(
    fn=stylize_image,
    inputs=[gr.Image(), gr.Dropdown()],
    outputs=[gr.Image()]
)

app.launch(mcp_server=True)
```



The screenshot shows a web interface for image stylization. It features two main panels: 'image' and 'output'. The 'image' panel contains a large area for dropping or uploading an image, with a central icon and text: 'Drop Image Here - or - Click to Upload'. Below this are three small icons: an upload arrow, a camera, and a clipboard. The 'output' panel is currently empty, with a small image icon in the center. A 'Flag' button is located below the 'output' panel. At the bottom of the interface, there is a 'style' dropdown menu with 'ghibli' selected, a 'Clear' button, and a 'Submit' button. The footer text reads: 'Use via API or MCP · Built with Gradio · Settings'.

# Deploying MCP servers on the 🥰 Hub

**Hugging Face** Search models, datasets, users... Models Datasets Spaces Community Docs Enterprise Pricing

## Spaces · The AI App Directory

+ New Space + Get PRO Learn more

Ask anything you want to do with AI

Image Generation Video Generation Text Generation Language Translation Speech Synthesis 3D Modeling Object Detection Text Analysis Image Editing Code Generation Question Answering Data Visualization Voice Cloning

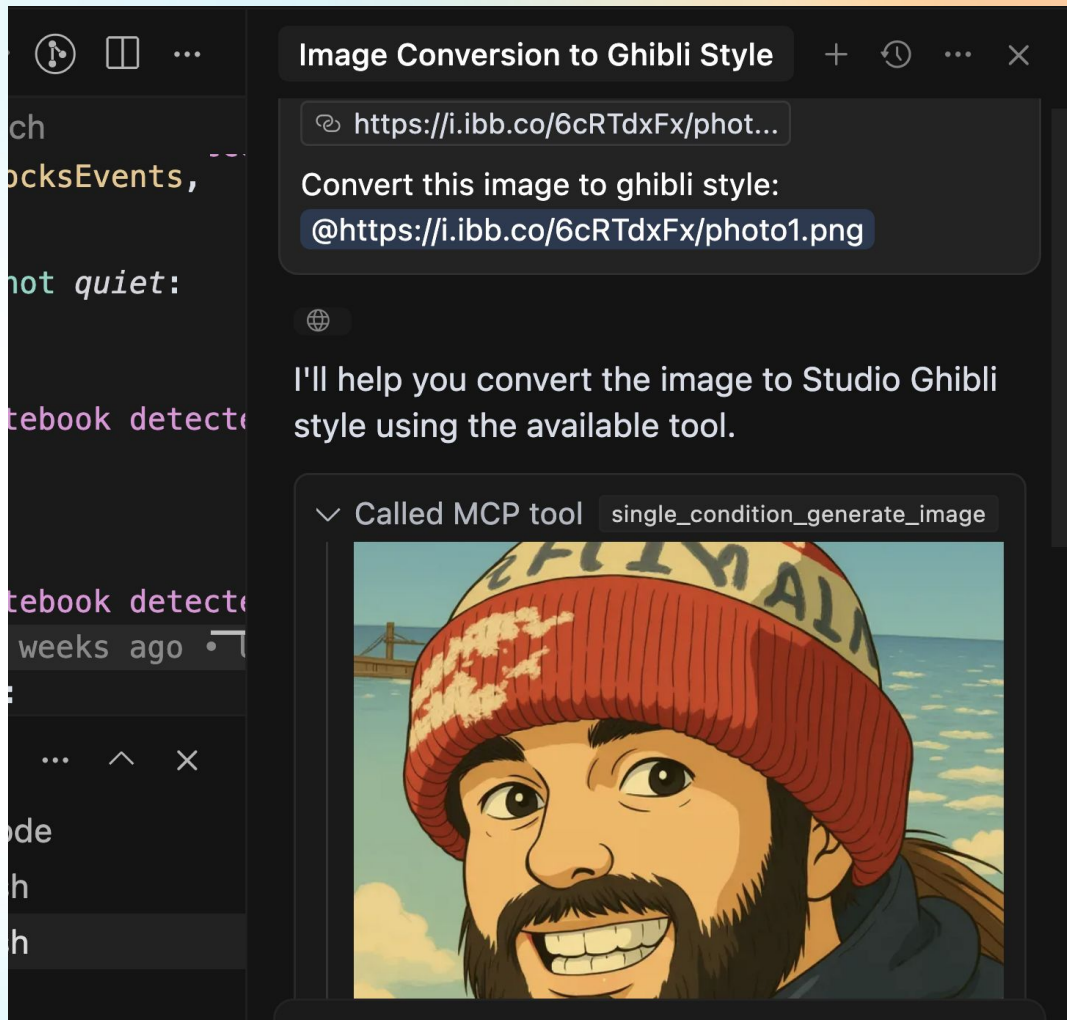
Clear Search Filter by name Filters (1) Sort: Relevance

- STATUS
  - All Running only
- SDK
  - Gradio
  - Docker
  - Static
- HARDWARE
  - CPU
  - GPU
  - ZeroGPU
- OPTIONS
  - MCP Compatible

Space Name	Author	Running on % ZERO	Heart Count	Time
LTX Video Fast	Lightricks	Running on % ZERO	658	16 days ago
Chain-of-Zoom	alexnasa	Running on % ZERO	96	1 day ago
TIGER Audio Extractor	fffiloni	Running on % ZERO	85	7 days ago
Background R	not-lain	Running on % ZERO	93k	ago
FramePack F1	linoyts	Running on % ZERO	208	1 day ago
FLUX LoRA DLC	prithivMLmods	Running on % ZERO	915	about 10 hours ago
Diffusers Image Outpaint	fffiloni	Running on % ZERO	2.12k	7 days ago
Voice Clone T	ginigen	Running on % ZERO	137	13 days ago



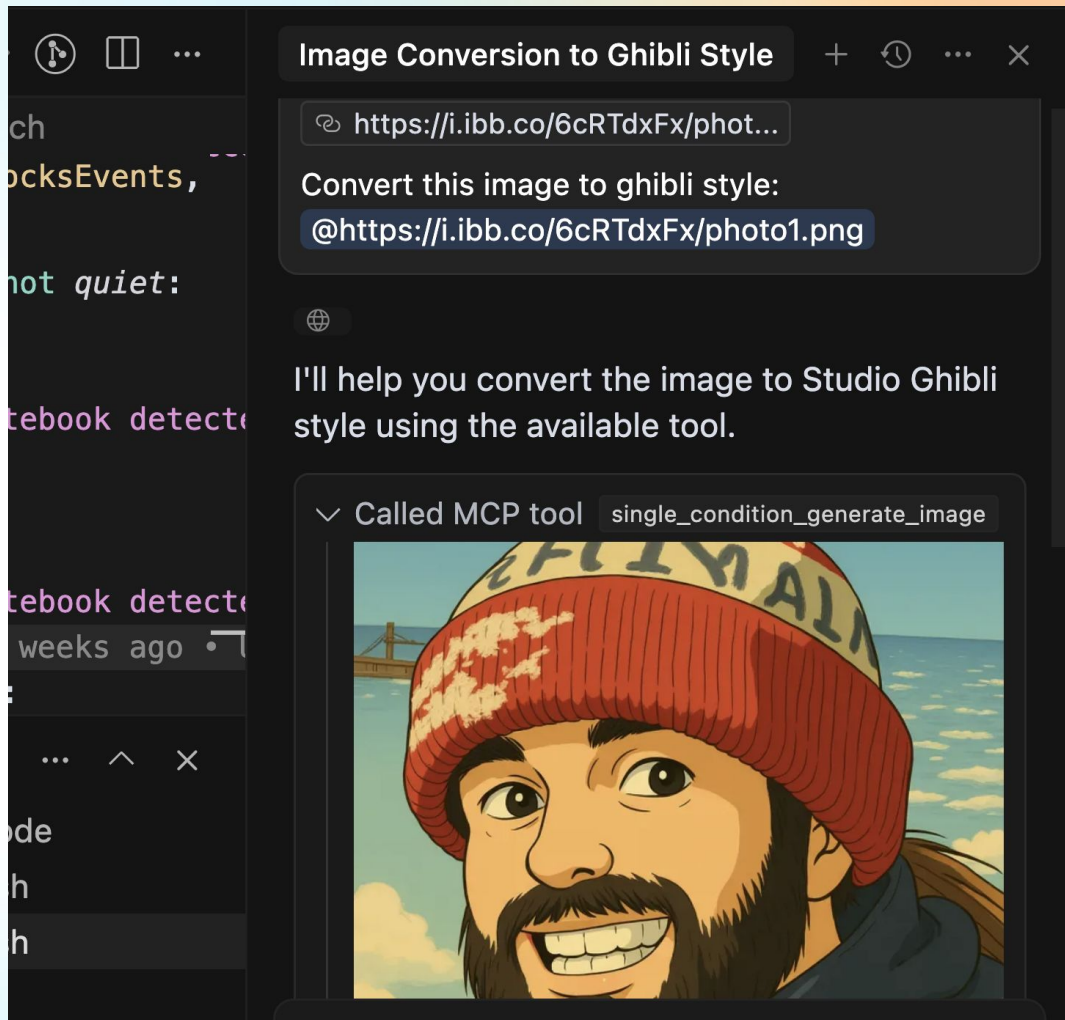
Now use your  
Gradio app /  
MCP tool with  
any LLM!



# Now use your Gradio app / MCP tool with any LLM!

NEW: Gradio <> MCP supports  
SSE, STDIO, and Streamable  
HTTP protocols 🎉

<https://github.com/gradio-app/gradio/pull/11300>



That's just a taste of what you can do in this hackathon!

# Gradio Agents & MCP Hackathon

Dates: June 2-8, 2025

👏 Prizes: **\$10,000** in cash prizes to be won 👏



ANTHROPIC



OpenAI

NEBIUS  
AI STUDIO

SambaNova  
SYSTEMS



LlamaIndex



HYPERBOLIC



# All you need is:



**A Computer**



**A Hugging Face  
Account**

If you don't have  
an account yet,  
you'll need one  
(it's free)



**ANTHROPIC** **NEBIUS**  
AI STUDIO



**OpenAI**



**LlamaIndex**



**SambaNova**  
SYSTEMS








**HYPERBOLIC**

# Hackathon details and resources






# Hackathon Overview

-  **June 2-8, 2025** - One week to build
-  **Global & Online** - Build from anywhere
-  **Individual or Teams** (2-5 members)
-  **>3,100 participants** already registered
-  **\$16,500+ cash prizes** + \$1 Million+ in credits



# The Three Tracks

-  **Track 1: MCP Tool/Server**
  - Turn Gradio apps into MCP servers
-  **Track 2: Custom Components**
  - Build new Gradio components for agents
-  **Track 3: Agentic Demo**
  - Showcase powerful AI agent applications



# Prize Breakdown \$16,500

## Per Track:

- 🏆 1st Place: \$2,500 USD
- 🥈 2nd Place: \$500 USD









## Special Awards:

- 👑 **Modal Labs Choice:** \$5,000 USD
- 🌿 **Mistral AI Choice:** \$2,000 Credits
- 🐫 **LlamaIndex Choice:** \$1,000 USD
- ✨ **Community Choice:** \$500 USD
- 🐫 **Sambanova Choice by HF:** \$500 USD
- ✨ **Most Innovative MCP by HF:** \$500 USD



# Free Credits Bonanza

## Every Participant Gets:

-  **Modal Labs:** \$250 compute credits
-  **Nebius:** \$25 API credits
-  **Anthropic:** \$25 API credits (first 1k)
-  **OpenAI:** \$25 API credits (first 1k)
-  **HuggingFace:** \$25 API credits (first 1k)
-  **Hyperbolic Labs:** \$15 API credits (first 1k)
-  **Mistral AI:** \$25 API credits (first 500)
-  **Sambanova:** \$25 API credits (first 250)



# Your Timeline This Week

- **June 3:** Live Kickoff (9 AM PST)
- **June 4:** MCP Office Hours with Abubakar
- **June 4:** LlamaIndex Office hours
- **June 4:** Mistral Office hours
- **June 5:** SambaNova Office hours
- **June 5:** Custom Components Office Hours with Freddy & Pete
- **June 8:** Final submissions (11:59 PM UTC)
- **June 13:** Winners announced



# Resources at Your Fingertips

- 🤗 Huggingface's [MCP Course](#)
- 🤗 Huggingface's [Agents Course](#)
- 📖 Gradio guides for [AI Agents](#)
- 📖 MCP [release blog](#) and [Guides](#)
- 🛠️ Custom Components [Guide](#) and [Gallery](#)
- 🤖 Agent and MCP development resources from our various sponsors






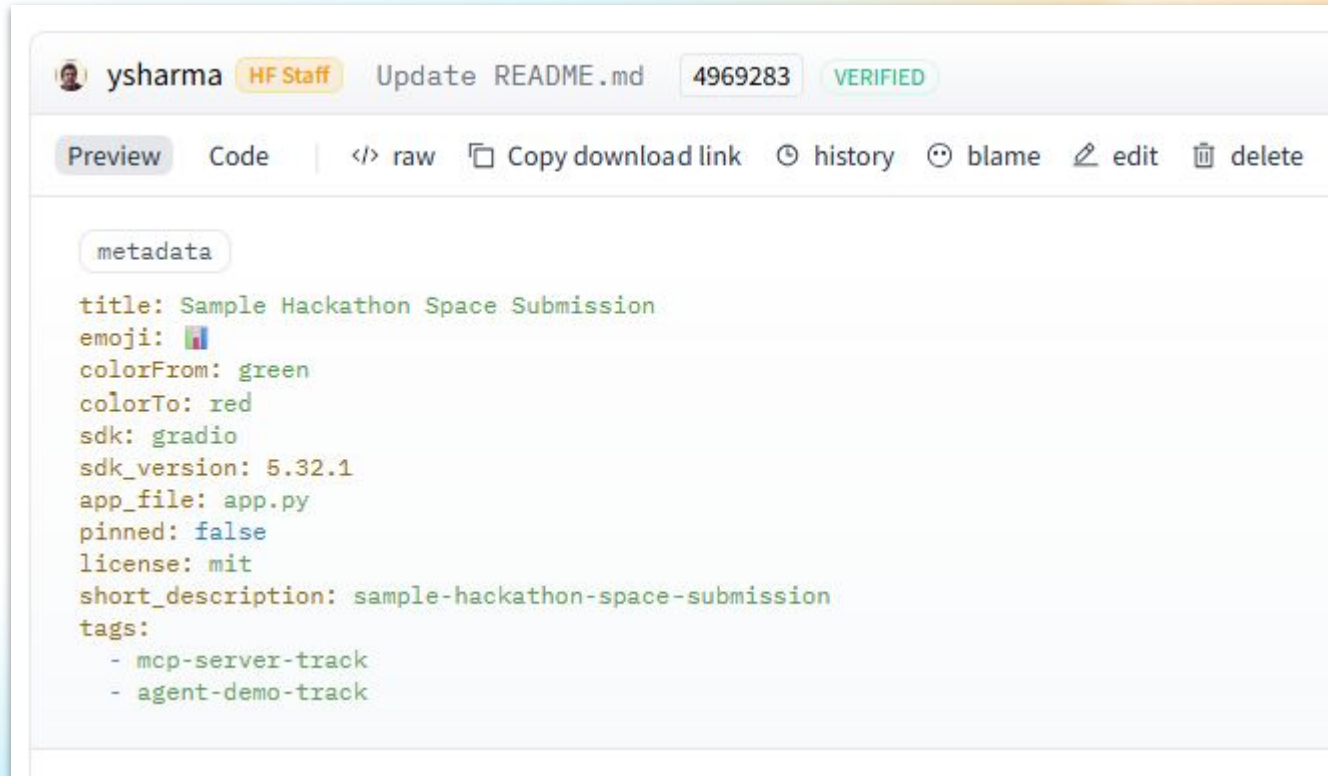
# Community

- [Discord for live support](#)
- Regular Communications about credits and updates via emails
- Hackathon homepage:  
[huggingface.co/Agents-MCP-Hackathon](https://huggingface.co/Agents-MCP-Hackathon)



# Submission Guidelines Made Simple

-  **Submit as a HuggingFace Space**
-  **Add correct track tag to README**
-  **Include demo video/recording**



The screenshot shows a GitHub-style interface for a HuggingFace README file. At the top, it displays the user 'ysharma' with an 'HF Staff' badge, the file name 'Update README.md', the commit hash '4969283', and a 'VERIFIED' badge. Below this is a navigation bar with buttons for 'Preview', 'Code', '</> raw', 'Copy download link', 'history', 'blame', 'edit', and 'delete'. The main content area shows a code block for 'metadata' with the following text:




```
metadata

title: Sample Hackathon Space Submission
emoji: 🇮🇳
colorFrom: green
colorTo: red
sdk: gradio
sdk_version: 5.32.1
app_file: app.py
pinned: false
license: mit
short_description: sample-hackathon-space-submission
tags:
  - mcp-server-track
  - agent-demo-track
```



# Getting Started Right Now

## Your Next Steps:

-  Join the HF organization (if not done yet)
-  Complete Registration form
-  Pick your track & idea
-  Start building today!
-  Jump into Discord for support



Thanks,  Let's build!

